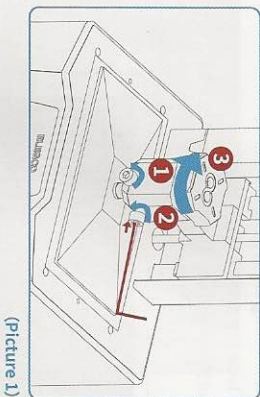


Package List



Leveling

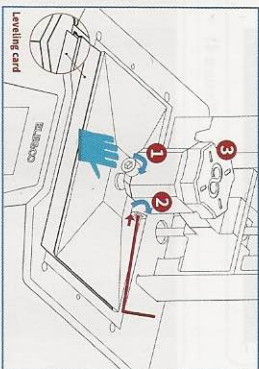


(Picture 1)

1. Take out the resin tank carefully, first fasten the rotary knob (3) of the Saturn 2 machine build platform, then loosen and level the two screws (1 2) in turn with an M8 Allen wrench.(See Picture 1)



(Picture 2)



(Picture 3)

2. Put a Saturn 2 leveling card between the build platform and the LCD screen, touch the screen to click "Move Z axis to zero". (See Picture 2) When the build platform stops moving, use an M8 Allen key to tighten the leveling screws diagonally, please be sure to tighten the screws in the order of the serial number (1 2).(See Picture 3)



(Picture 4)



(Picture 5)

Manual



Exposure



Set Z=0



Stop



Tank clean



Back



This reset the Z-zero position, continue?



Confirm

Cancel





(Picture 7)



(Picture 8)

